

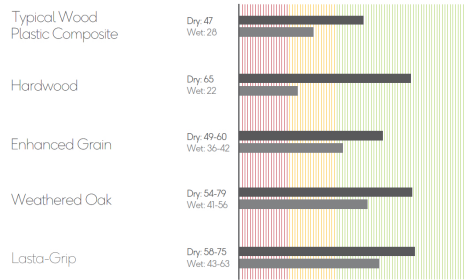
Weights and Measures

Dimensions (W x L x H)	150mm x 3600 x 32mm
Weight Per Edging	9.3kg

Millboard Bullnose Board Profile

Polyurethane Resin & Mineral Board (RMB)

Pendulum Test Values



More resistant to algae
Unlike wood, there is no protein content to assist algal growth within the boards.



Slip-resistant
In testing, millboard has a lower slip potential than timber, especially in the wet.



Lightweight
Easier to handle and install.



Low maintenance
Does not require regular sanding, staining or oiling, simply clean the boards twice a year.



'Lost head' fixing
Durafix® fixings are virtually hidden beneath the unique Lastane® surface.



Environmentally friendly
Base materials have low impact on global warming and ozone depletion.



Non-porous
It's non porous surface makes it easier to clean small spills.



UV and weathering stability
UV stabilised for better performance over time.



Mould masters from real oak
Not extruded like most composites. Millboard decking looks just like the real thing.



Splinter free surface
No wood content means absolutely no splinters on the surface.



Does not warp or rot like wood
No timber content that will rot or be eaten by insects and pests.



Low carbon footprint
Independently and UKAS accredited to the ISO 14064-1 Verified Carbon Footprint Assurance Mark.

Working specification for Millboard Bullnose Board

Polyurethane Resin & Mineral Board (RMB)

Working specification for Bullnose Boards

For all applications we recommend our boards are installed with a 4mm gap between the boards and a 1mm gap at butt ends. This is to facilitate drainage. The maximum unsupported overhang for the boards is 50mm, each cut board must be supported by a minimum of three joists. Each board must be screwed down with 2x Durafix fixings where a board crosses a joist, 3x Durafix fixings are recommended at the ends of the boards.

Residential applications (≤2.5kN/m² uniform distributed load):

Joists must support boards at 400mm centres if boards are at 90° to joists, if boards are at 45° then joists need to be set at 300mm centres

Commercial applications (≤5kN/m² uniform distributed load):

Joists must support boards at 300mm centres if boards are at 90° to joists, if boards are at 45° then joists need to be set at 240mm centres.

The Bullnose Board must be fixed every 300mm in to the perimeter joist, then every 300/400mm in to the joist at the back using the Durafix fixings, as shown in Fig1. & Fig2.

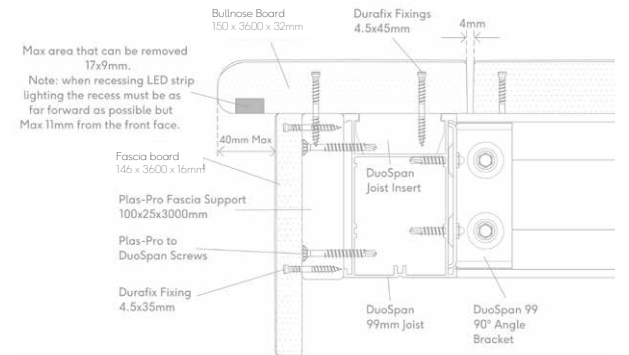
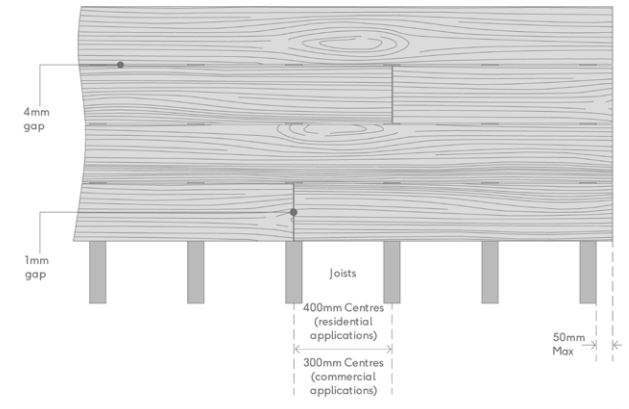
When mitring the Bullnose boards for a corner, cut the mitre from the centre of the board to account for natural variance in grain and sizing. When gluing the mitred edges together, use PU wood glue for the core and a super glue for the Lastane.

When two Bullnose boards come together along a straight run, these should be put together on a 20 degree angle back cut so that one piece slides over the top of the other. These angles should be painted with touch-up coating before being fixed to the framework

fenceweb.com

millboard®

Live. Life. Outside.



Technical Data

Physical & Mechanical Properties	Test Standard	Unit	Value/Results
Line Load Bearing Test - Peak Load (180mm width, 300mm span centres)	BS EN ISO 14125	kN	9.32
Line Load Bearing Test - Peak Load (200mm width, 300mm span centres)	BS EN ISO 14125	kN	8.34
Line Load Bearing Test - Peak Load (180mm width, 400mm span centres)	BS EN ISO 14125	kN	6.56
Line Load Bearing Test - Peak Load (200mm width, 400mm span centres)	BS EN ISO 14125	kN	6.64
Line Load Bearing Test - Peak Deflection (180mm width, 300mm span centres)	BS EN ISO 14125	mm	10.75
Line Load Bearing Test - Peak Deflection (200mm width, 300mm span centres)	BS EN ISO 14125	mm	9.39
Line Load Bearing Test - Peak Deflection (180mm width, 400mm span centres)	BS EN ISO 14125	mm	14.39
Line Load Bearing Test - Peak Deflection (200mm width, 400mm span centres)	BS EN ISO 14125	mm	12.36
Line Load Bearing Test - Peak Stress (180mm width, 300mm span centres)	BS EN ISO 14125	Mpa	22.75
Line Load Bearing Test - Peak Stress (180mm width, 400mm span centres)	BS EN ISO 14125	Mpa	18.32
Line Load Bearing Test - Peak Stress (180mm width, 400mm span centres)	BS EN ISO 14125	Mpa	21.36
Line Load Bearing Test - Peak Stress (200mm width, 400mm span centres)	BS EN ISO 14125	Mpa	19.46
Point Load Bearing Test - Peak Load (180mm width, 300mm span centres)	BS EN ISO 14125	kN	7.14
Point Load Bearing Test - Peak Load (200mm width, 300mm span centres)	BS EN ISO 14125	kN	5.78
Point Load Bearing Test - Peak Load (180mm width, 400mm span centres)	BS EN ISO 14125	kN	5.52
Point Load Bearing Test - Peak Load (200mm width, 400mm span centres)	BS EN ISO 14125	kN	5.65
Point Load Bearing Test - Peak Deflection (180mm width, 300mm span centres)	BS EN ISO 14125	mm	5.65
Point Load Bearing Test - Peak Deflection (200mm width, 300mm span centres)	BS EN ISO 14125	mm	11.4
Point Load Bearing Test - Peak Deflection (180mm width, 400mm span centres)	BS EN ISO 14125	mm	19.33
Point Load Bearing Test - Peak Deflection (200mm width, 400mm span centres)	BS EN ISO 14125	mm	15.37
Bending Strength (Textured surface tested)	BS EN 310 : 1993	fmN/mm2	13.3
Bending Strength (Textured surface tested) after UV aging	BS EN 310 : 1993	fm N/mm2	11.4
Modulus of Elasticity (Textured surface tested)	BS EN 310 : 1993	Em N/mm2	896
Modulus of Elasticity (Textured surface tested) after UV aging	BS EN 310 : 1993	Em N/mm2	758
Resistance To Static Indentation	MOAT 27: 1983	mm	0.1

Physical & Mechanical Properties	Test Standard	Unit	Value/Results
Soft Body Impact	MOAT 43 : 1987	mm	0 (no visible damage)
Hard Body Impact	MOAT 43 : 1987	mm	0 (no visible damage)
Impact Resistance After Aging	BS EN 13245-1 : 2010	-	No cracking or damage to top coat
Fixing Pull Out	BS EN 1382 : 1999	Fmax (N)	1610.8
Pull Through Resistance of Fixings	BS EN 1383 : 1999	Fmax (N)	1124.9
Density	BBA	kg.m ³	529.75
Reaction To Fire	EN 13501-1 : 2007 + A1 : 2009	-	Bfl-s1
Slip Resistance - WET (Weathered Oak)	BS 7976-2	PTV's	41 - 56
Slip Resistance - DRY (Weathered Oak)	BS 7976-2	PTV's	54 - 79
Slip Resistance - WET (Enhanced Grain)	BS 7976-2	PTV's	36 - 42
Slip Resistance - DRY (Enhanced Grain)	BS 7976-2	PTV's	49 - 60
Slip Resistance - WET (Lasta-Grip)	BS 7976-2	PTV's	43 - 63
Slip Resistance - DRY (Lasta-Grip)	BS 7976-2	PTV's	58 - 75
Moisture Content	BS EN 322 : 1993	(%)	0.6
Ease of Cleaning	BBA	Bleach, Detergent	Completely removed, with no damage or staining
Resistance to Staining	BS EN 438-2 : 2005	Acetone	No visible change
Resistance to Staining	BS EN 438-2 : 2005	Coffee	Slight change of colour, only visible at certain angles
Resistance to Staining	BS EN 438-2 : 2005	Sodium Hydroxide	No visible change
Resistance to Staining	BS EN 438-2 : 2005	Hydrogen Peroxide	No visible change
Resistance to Staining	BS EN 438-2 : 2005	Shoe Polish	No visible change
Determination of Swelling in Thickness	BS EN 317 : 1993	(Gt)	0.1%
Taber Abrasion	ISO 7784-2	mg	261
Tensile Strength Perpendicular to the Plane	BS EN 319 : 1993	N/mm ²	1.53
Tensile Strength Perpendicular to the Plane (After Boiling defined in BS EN 1087-1)	BS EN 319 : 1993	N/mm ²	1.31
Colour Measurement	BS 3900 Parts D8-D10 (ISO 7724 Parts 1-3)	D65	Less Red/Yellower
Acoustic Testing	AS 1191.2002, AS/NZS ISO 717.1:2004, AS ISO 354 - 2006	Rw	51