

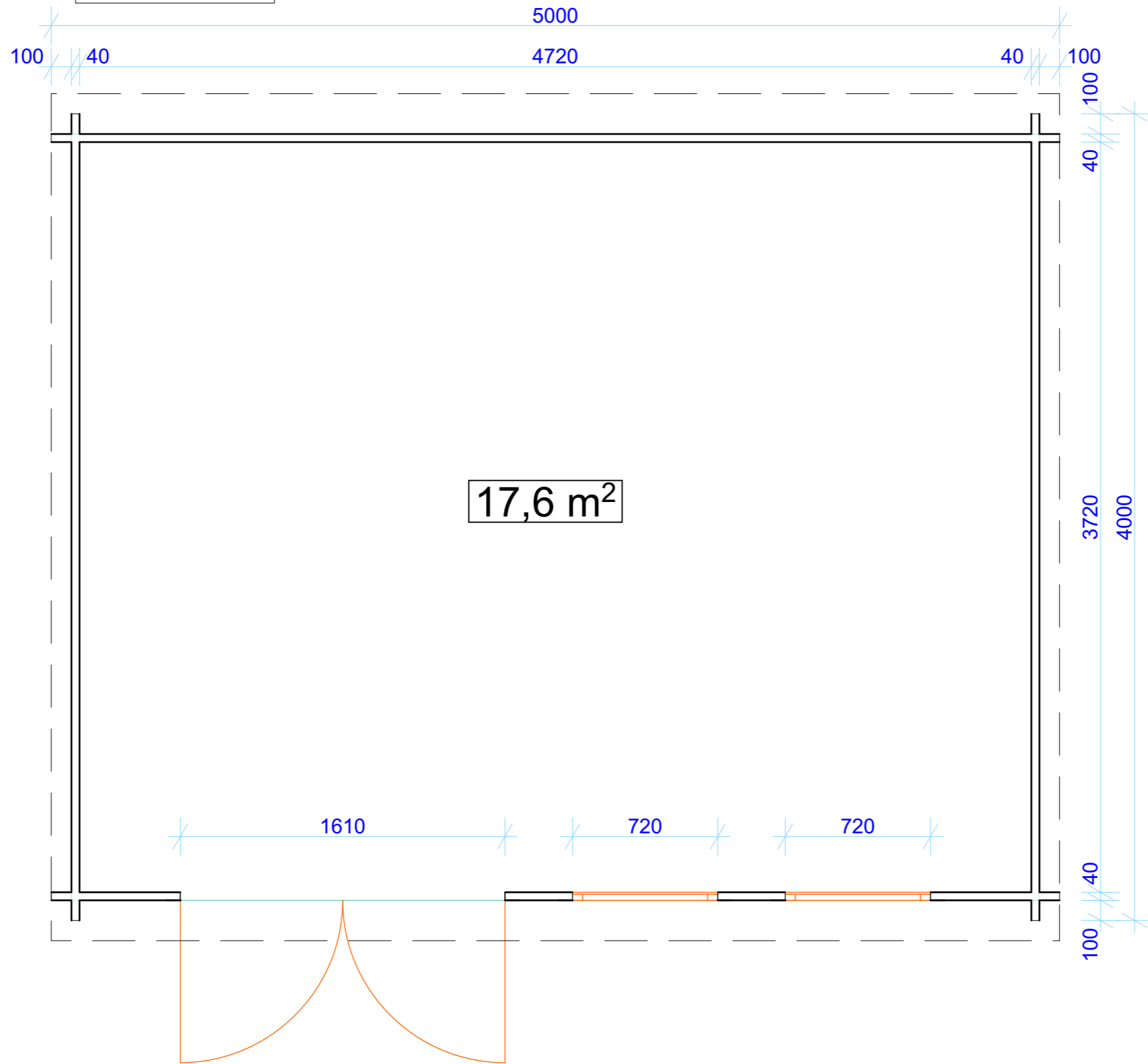


All sizes are approximate and in cm

 <b>18,2m<sup>2</sup></b>	 -
 <b>40,6m<sup>3</sup></b>	 <b>40mm</b>
 <b>21,0m<sup>2</sup></b>	 <b>3-6-3mm</b>

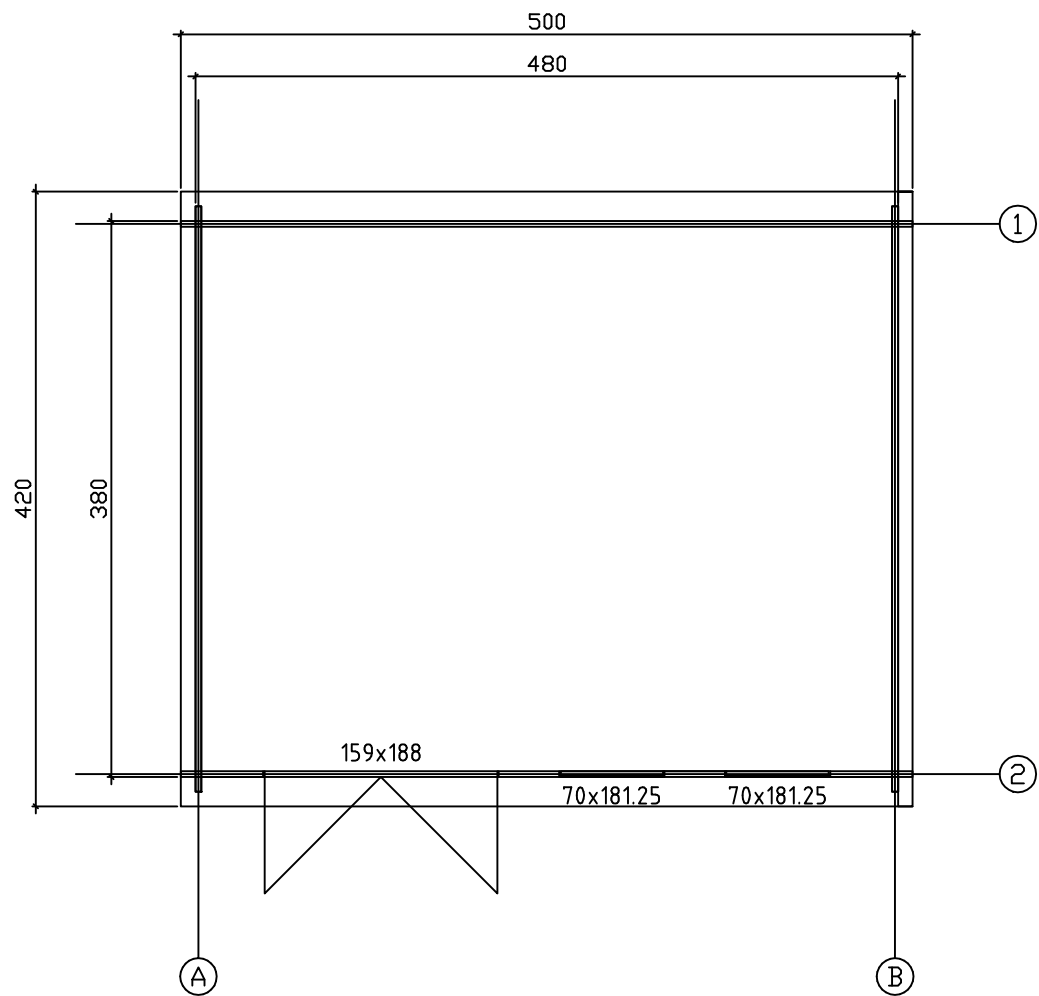
 <b>1120kg</b>
 <b>504x120x62cm</b>

cabin:  
Annabel




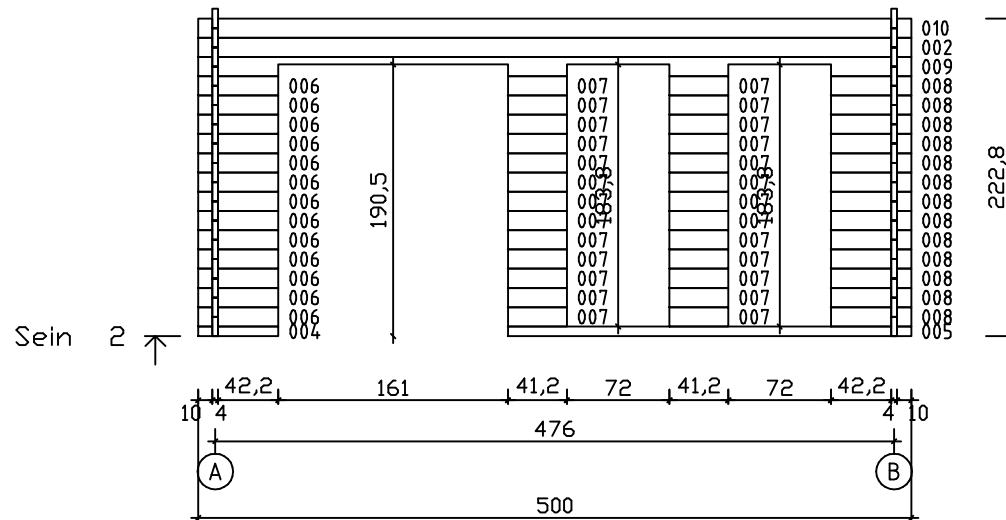
Size (m) 5,00 x 4,00  
 Lower Wall Height 2230 mm  
 Ridge Height 2300 mm  
 Wall log 40 mm

	id	size (h x w)	Pcs
Doors	DGD-2	1900x 1610 mm	1
Windows	DGW-1B	720 x 1840 mm	1

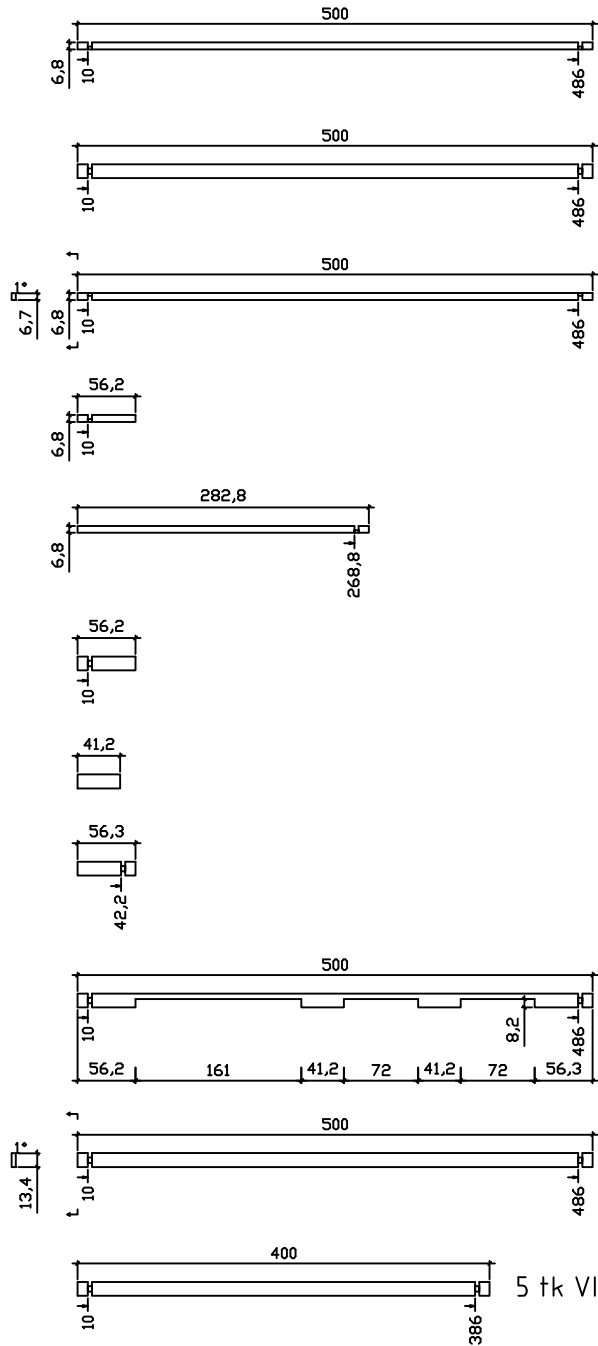


Kood	Annabel - 2018	Leht	
Joonis		Mootkava	1:50
Materjal	4,0 x 13,5	Kuup.	16.11.2017
Joonestas		File	ANNABEL - 2018.d





Kood	Annabel - 2018	Leht	4
Joonis	SEIN 1	Mootkava	1:50
Materjal	4.0x13.5	Kuup.	16.11.2017
Joonestas	File ANNABEL - 2018.d		



001 /1

002 /16

003 /1

004 /1

005 /1

006 /13

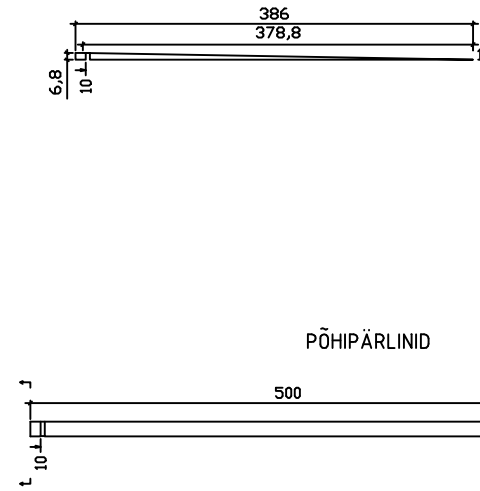
007 /26

008 /13

009 /1

010 /1

011 /32

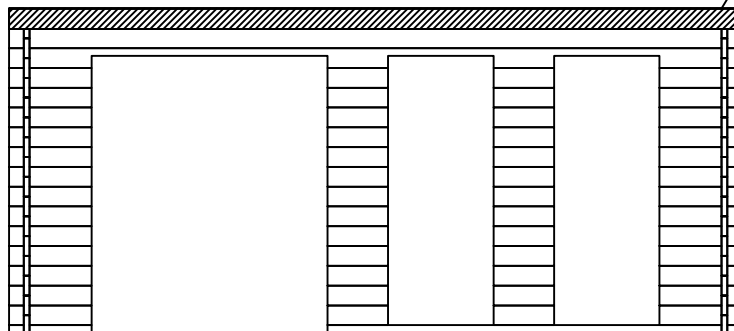


012 /2


PÕHIPÄRLINID

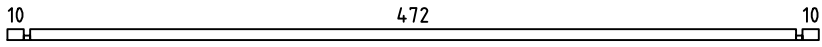
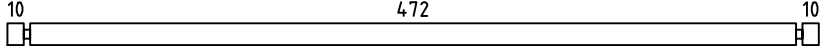
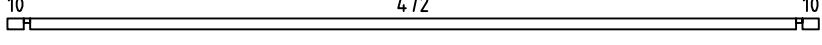
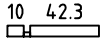
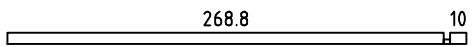
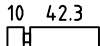

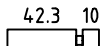
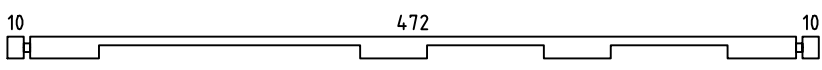
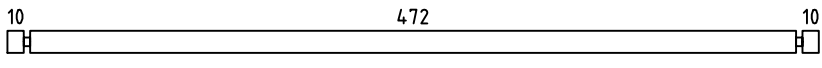

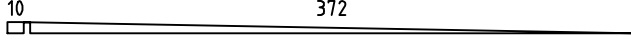
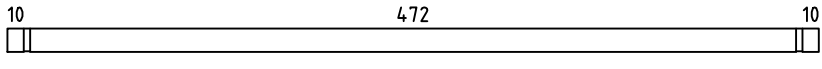
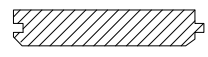



PR1 /5  
4.3x14.5(3.3x14)

nr: 019



nr: 018



Pos	Drawing Annabel - 2018	Pcs	Profile (cm)	Length (cm)
001		1	4x6.8	500
002		16	4x13.5	500
003		1	4x6.8	500
004		1	4x6.8	56.2
005		1	4x6.8	282.8
006		13	4x13.5	56.2
007		26	4x13.5	41.3
008		13	4x13.5	56.3
009		1	4x13.5	500
010		1	4x13.5	500
011		32	4x13.5	400
012		2	4x6.8	386
PR1		5	4.3x14.5	500
	WINDOW 70x181.3	2		
	DOOR 159x188	1		
013	ROOF BOARDS/DACHBRETTER/VOLIGE 	45 37	11.2x1.6 13.7x1.6	420 420
014	ROOF EDGE REINFORCEMENT/TRAUFENLEISTE/TASSEAU 	2	2.6x3.2	500
015	FASCIA BOARD/GIEBELBLENDE/PLANCHE DE RIVE (FACADE) 	2	1.8x14.0	420
016	FASCIA BOARD/GIEBELBLENDE/PLANCHE DE RIVE (FACADE) 	2	1.8x14.0	503.6
Kood Annabel - 2018		Materjal		File ANNABEL - 2018.dwg
				Leht 1/1